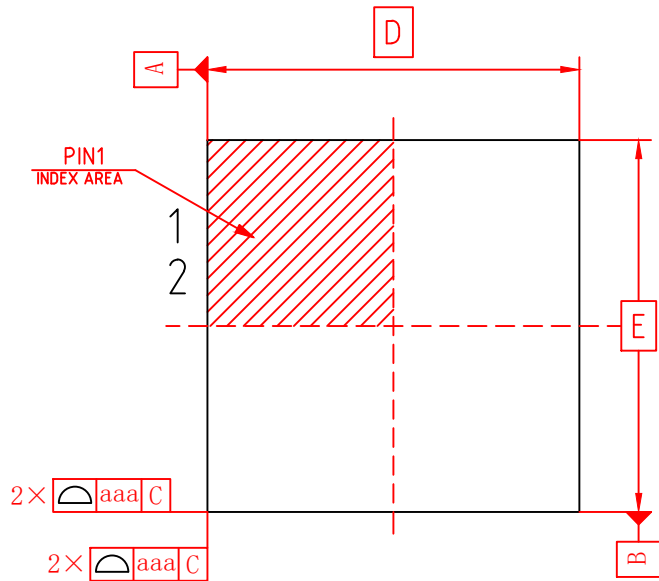
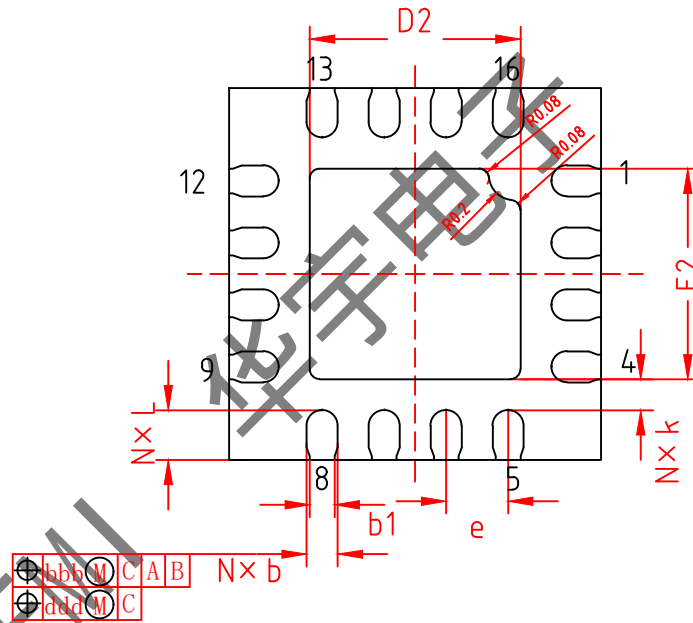


TOP VIEW  
正视图



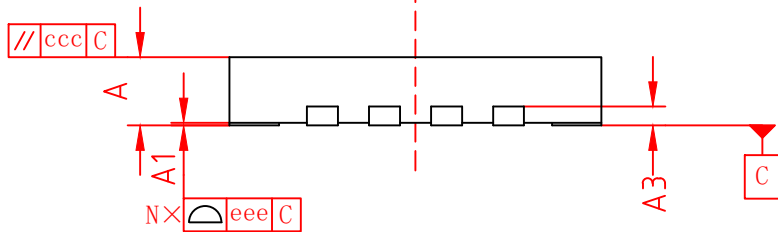
BOTTOM VIEW  
背视图



机械尺寸/mm

REF	MIN	NOMINAL	MAX
A	0.50	0.55	0.60
b	0.20	0.25	0.30
b1	0.20 REF		
D	3.00 BSC		
D2	1.60	1.70	1.80
E	3.00 BSC		
E2	1.60	1.70	1.80
e	0.50 BSC		
L	0.30	0.40	0.50
N	16		
ND	4		
NE	4		

SIDE VIEW  
侧视图



SYMB	COMMON DIMENSIONS			NOTE
	MIN	NOMINAL	MAX	
A1	0.00	0.02	0.05	
A3	0.152 REF			
k	0.20	-	-	
TOLERANCES OF FORM AND POSITION				
aaa	0.05			
bbb	0.10			
ccc	0.10			
ddd	0.05			
eee	0.08			

**池州华宇电子科技股份有限公司**  
CHI ZHOU HI SEMI ELECTRONICS TECHNOLOGY CO.,LTD

图号 Drawing NO.	HY-POD-QFN160303002			
Title 产品外形图	PACKAGE OUTLINE DIMENSIONS QFN16L (3×3×0.55-P0.5)			
幅图 size	页数 page	单位 unit	比例 scale	视图 view
A4	1	mm	1:1	☉ ④

制图: Draw	李家通 2024. 10. 24	研发部: R&D Check	
品质部: Quality Department		产品工程部: PE Check	
生技部: Technical Department		生产部: Product Department	
审核: Checker		核准: Approved	